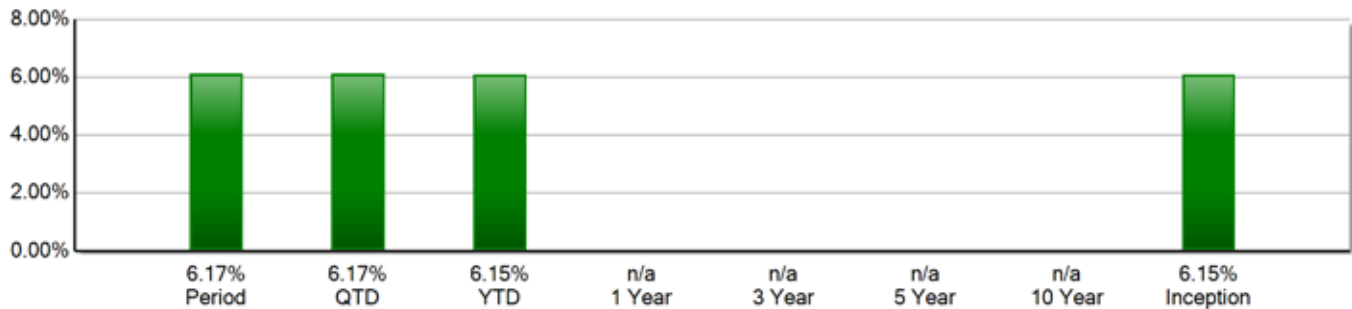


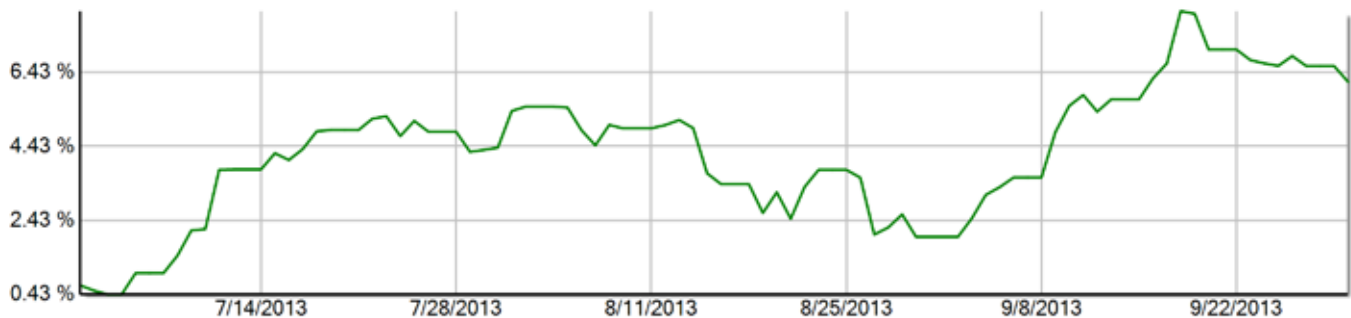
Household: Bill Jones
 Period: 7/1/2013 to 9/30/2013

Account Performance Detail *(Please note that all account information is NET of all Fees and expenses.)*

Account #	Type of Account	Portfolio	Balance	QTD		YTD		Since Inception	
				Net	Gross	Net	Gross	Net	Gross
*****0123	SEP IRA	Managed Account	\$1,234,101.32	6.17 %	6.17 %	6.15 %	6.15 %	6.15 %	6.15 %
Household Total:			\$1,234,101.32	6.17 %	6.17 %	6.15 %	6.15 %	6.15 %	6.15 %

Time-Weighted Return

 Returns are Net of Fees
 * The first 12 month returns are not annualized

Annualized Performance Chart *for the period 7/1/2013 to 9/30/2013*

 Returns are Net of Fees
 * The first 12 month returns are not annualized

Beginning & Ending Portfolio Composition


7/1/2013



9/30/2013

MANAGEMENT STRATEGY

■ Managed Account

7/1/2013

100 %

9/30/2013

100 %

Account Performance

 Returns are net of fees
 Returns less than 12 months are not annualized

Account Name - Account Type - Strategy	Account Number	Market Value	YTD	1 Year	2012	2011	2010	2009	2008
Bill Jones - SEP IRA - Managed Account	*****0123	\$1,234,101.32	6.2 %						
Household Total:		\$1,234,101.32	6.2 %						



Advanced Performance Report

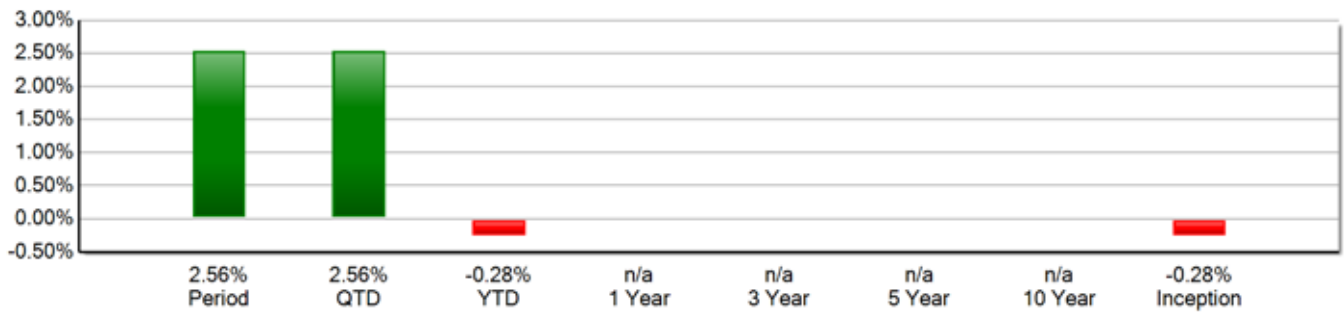
Household: James Burlington
 Period: 7/1/2013 to 9/30/2013

Account Performance Detail (Please note that all account information is NET of all Fees and expenses.)

Account #	Type of Account	Portfolio	Balance	QTD		YTD		Since Inception	
				Net	Gross	Net	Gross	Net	Gross
****6971	Individual Retirement Account	Smith Financial Moderate	\$290,905.84	2.81 %	3.10 %	-0.28 %	0.11 %	-0.28 %	0.11 %
****4027	SEP IRA	Smith Financial Moderate Growth	\$145,817.74	2.06 %	2.35 %	-0.27 %	0.12 %	-0.27 %	0.12 %
Household Total:			\$436,723.58	2.56 %	2.85 %	-0.28 %	0.11 %	-0.28 %	0.11 %

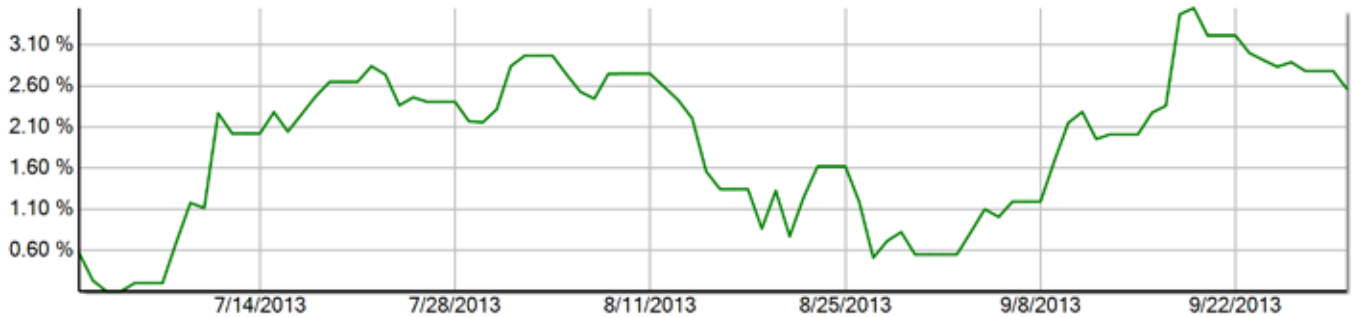
Time-Weighted Return

Returns are Net of Fees
 * The first 12 month returns are not annualized



Annualized Performance Chart for the period 7/1/2013 to 9/30/2013

Returns are Net of Fees
 * The first 12 month returns are not annualized



Beginning & Ending Portfolio Composition



7/1/2013



9/30/2013

MANAGEMENT STRATEGY

- Smith Financial Moderate
- Smith Financial Moderate Growth

7/1/2013

61.2%
38.8%

9/30/2013

65.4%
34.6%

Account Performance

Returns are net of fees
 Returns less than 12 months are not annualized

Account Name - Account Type - Strategy	Account Number	Market Value	YTD	1 Year	2012	2011	2010	2009	2008
Aaron Brown - Individual Retirement Account - Smith Financial Moderate	****6971	\$290,905.84	-0.3 %						
James D Burlington - SEP IRA - Smith Financial Moderate Growth	****4027	\$145,817.74	-0.3 %						
Household Total:		\$436,723.58	-0.3 %						